



Analysis of DOD Targets Achievement per Strategy Map

Organisation

DefSec
MOD
SANDF

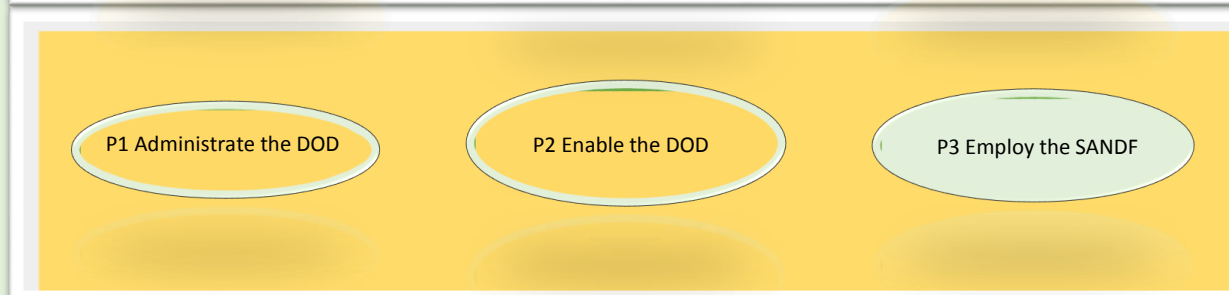
Quarter

2017/18*Q2
2017/18*Q3
2017/18*Q4
2018/19*Q1
2018/19*Q2
2018/19*Q3

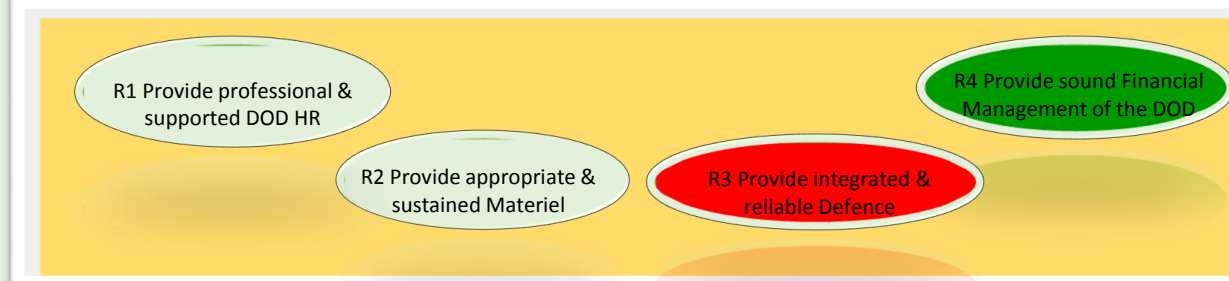
OUTPUTS



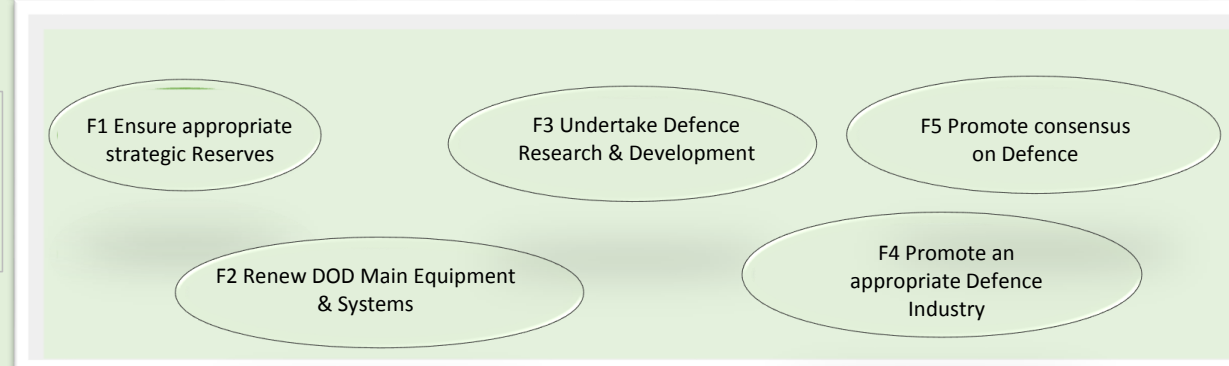
ACTIVITIES



RESOURCES



FUTURE



Row Labels	Target	Achieved	Status
1 Output	8	4	●
D3 Provide sound Defence direction	4	2	●
Number of Strategic Activities per annum	1	0	●
Percentage compliance with submission dates of DOD accountability documents (Percentage compliance with DOD financial management products)	1	1	●
Percentage compliance with submission dates of DOD accountability documents (SANDF quarterly reports submitted to the Executive Authority)	1	1	●
Percentage compliance with submission dates of DOD accountability documents_Report on the DFSC Findings and Recommendations Gazetted	1	0	●
D4 Ensure Defence compliance with Regulatory Framework	4	2	●
Percentage of recommendations agreed to by management to address the internal control gaps id	1	0	●
Percentage of written complaints finalised within the Office of the Military Ombud	1	0	●
Percentage payments within 30 days from receipt of legitimate invoices	1	1	●
Status of external statutory responses to requests received	1	1	●
2 Activity	12	5	●
P1 Administrate the DOD	5	2	●
Number of Covenantal relationships with Religious stakeholders (Religious Advisory Boards)	1	1	●
Number of marketing events to promote the reserves	1	0	●
Percentage collective grievances and disputes resolved	1	0	●
Percentage of disciplinary cases in the DOD finalised within 90 Days (PSAP Disciplinary Cases)	1	0	●
Projected number of deliberate crime prevention operations	1	1	●
P2 Enable the DOD	7	3	●
Number of Defence Intelligence products	1	1	●
Number of health care activities per year	1	1	●
Number of vetting decisions taken in accordance with requirements	1	0	●
Percentage compliance with DOD training targets	4	1	●
3 Resources	2	1	●
R3 Provide integrated and reliable Defence Information Systems	1	0	●
Percentage of modernised, sustainable DOD ICT Integrated Prime Systems Capabilities	1	0	●
R4 Provide sound Financial Management of the DOD	1	1	●
Percentage deviation from approved drawing schedule	1	1	●
Grand Total	22	10	●