

The avant-garde of skills development



*PRESSENTATION TO LABOUR PORTFOLIO COMMITTEE
3RD NOVEMBER 2009*

Building skills to manage the future

Table of Contents

- *Vision and Mission statement*
 - *Strategic Objectives*
 - *Governance structure*
- *Profile of Levy Paying Companies*
 - *Organizational highlights*
 - *Organizational highlights on SLA*
- *Organizational Highlights on Learner Achievements*
 - *Training layoff scheme*
 - *Financial performance*
 - *Conclusion*

Vision

World-class Education & Training for the Chemical Industries Sector.

Mission

The CHIETA contributes to sustainable development through facilitating the provision of the skills for growth in the Chemical Industries Sector.

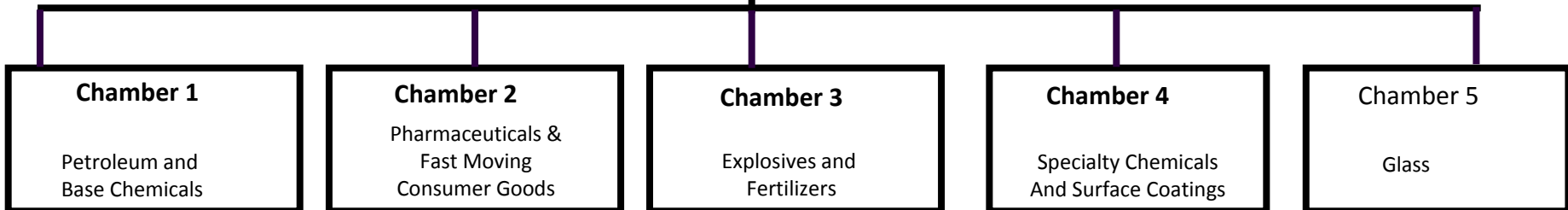
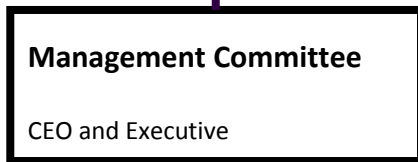
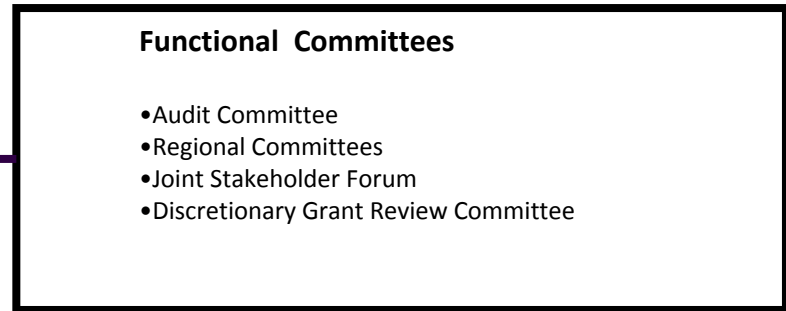
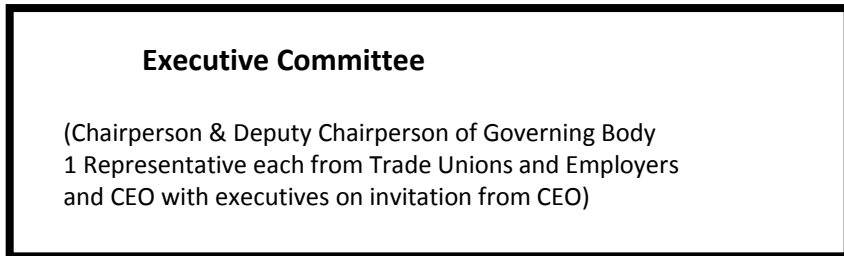
Strategic Objectives

- Prioritize and communicate scarce and critical skills for sustainable growth, development and equity in the Chemical Industries Sector.
- Meet or exceed the expectations of stakeholders and customers.
- Provide a multi-dimension knowledge framework for education and training in the Chemical Sector.
- Attract, motivate and retain competent people.

Strategic Objectives cont.

- Establish and deploy consistent and supportive processes, systems, policies and procedures.
- Effective gathering and disbursement of funds for the benefit of the sector.
- Maximize organizational performance and development.

***“THE BUSINESS IMPERATIVE OF THE CHIETA
THEREFORE REMAINS TO ENSURE THAT
EDUCATION, TRAINING AND DEVELOPMENT
MEET THE LABOUR MARKET NEEDS OF THE
CHEMICAL SECTOR AND THAT THEY ARE
ALIGNED WITH THE PRIORITIES OF
REDRESS, ACCESS AND TRANSFORMATION”***

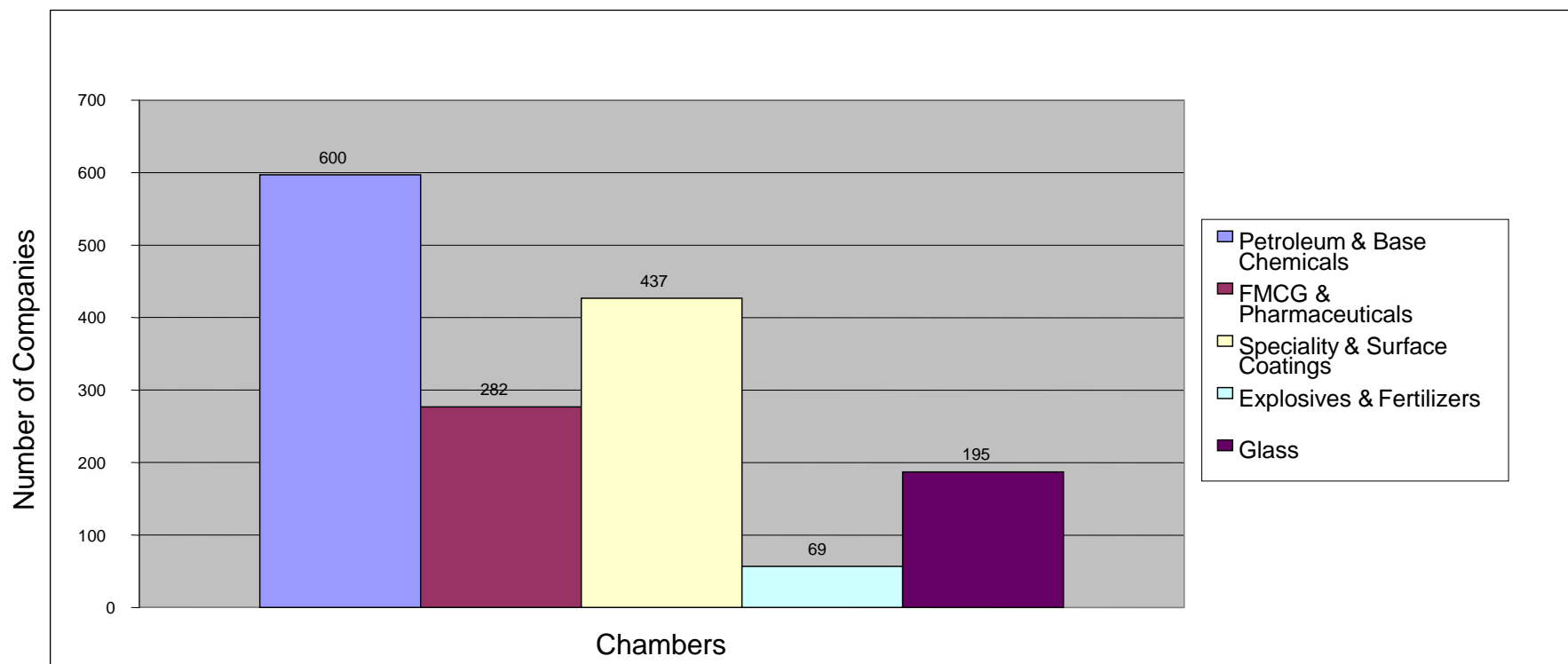


Profile of Levy Paying Companies

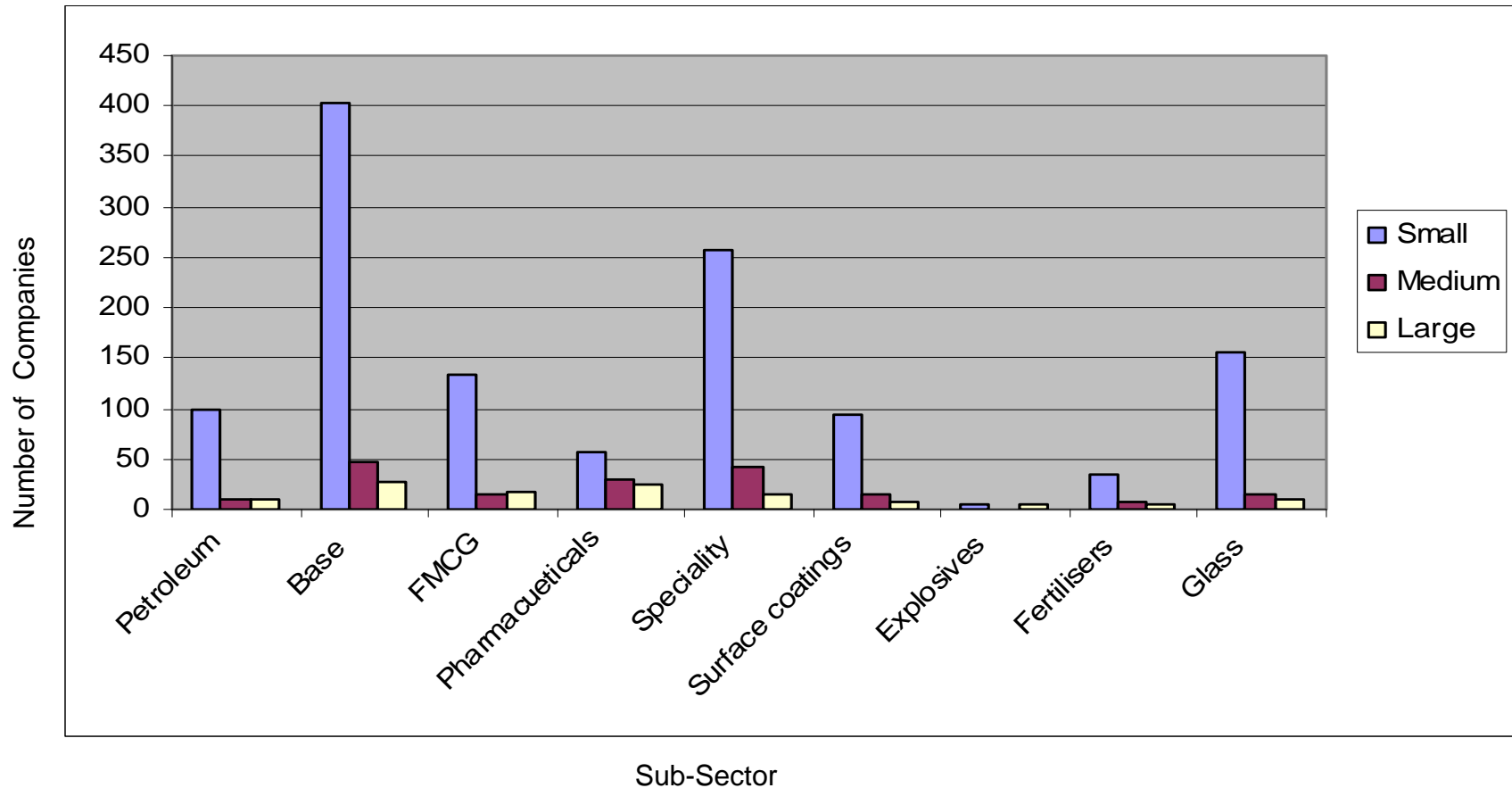
There are 5 Chambers for the 9 sub-sectors

- *Petroleum and Base Chemicals*
 - *Glass*
 - *Pharmaceuticals and FMCG*
- *Surface Coatings and Speciality Chemicals*
 - *Fertilizers and Explosives*

Levy Paying Companies by Chamber as per April 2009 Figures



Levy Paying Companies By Sub-Sector as per April 2009 Figures



Organizational Highlights

- *Unqualified Audit by the Auditor General (AG) for 8 consecutive years.*
- *SAQA green status.*
- *Received an award from the SASCE (South African Society for Co-operative Education).*

Organizational Highlights

- *Established a national initiative of celebrating and recognising Grade 12 Maths and Science achievers, piloting this in the North West Province.*
- *Awarded R 1 million in bursaries to 51 students addressing the needs of the Chemical Industry.*
- *Maintained our SABS ISO 9001:2000 certificate of recognition.*

Organizational Highlights

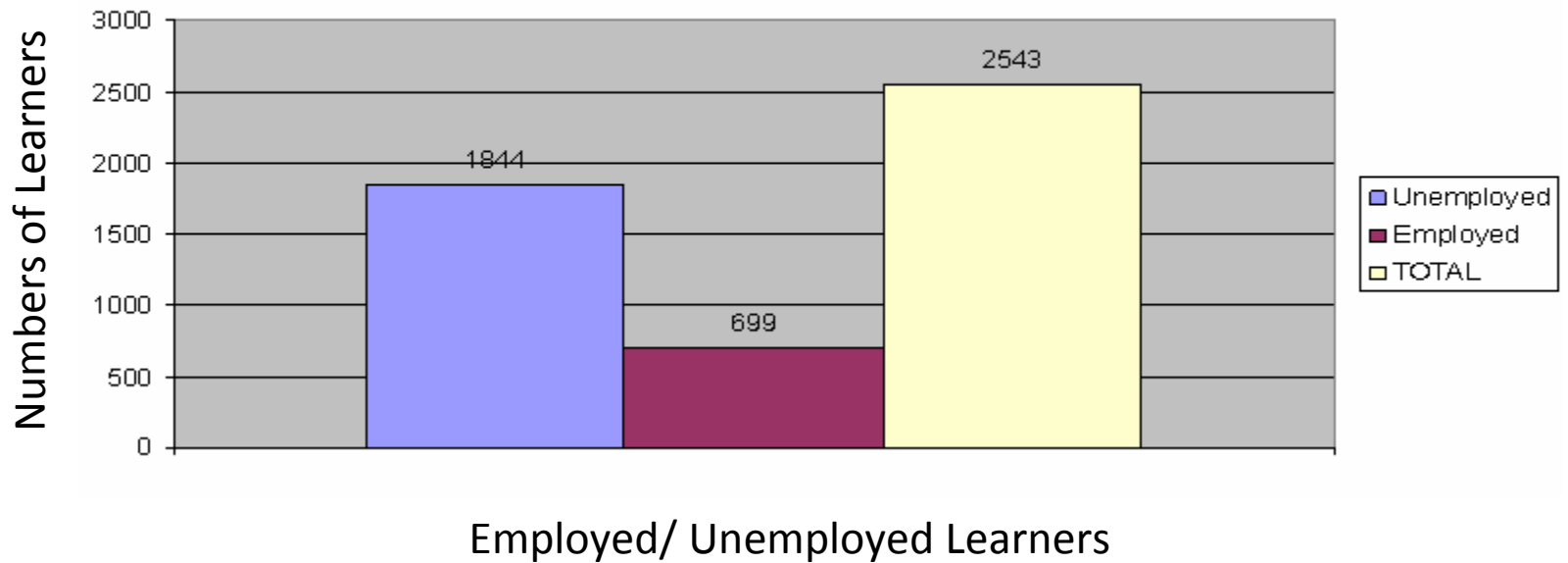
“CHIETA continued (as confirmed by AG) to comply with the legislation relating to governance matters and adopted and applied good governance practices throughout the year.”

Report of the Auditor General to Parliament (p.53 of CHIETA Annual Report)

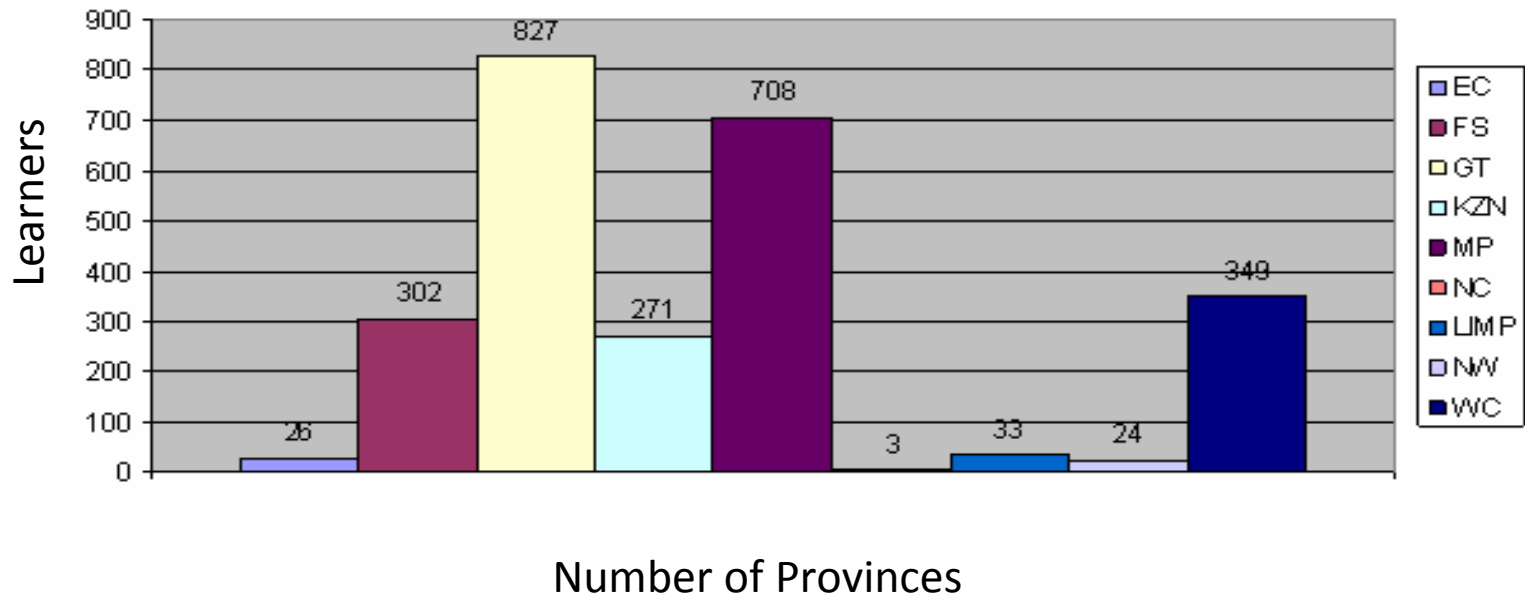
Organizational Highlights on DoL SLA Targets

Reporting Information required	CHIETA SLA Target for 2008/9	Percentage Achieved	Comments
No. of persons who carry out skills development facilitation in the use the guide	250	160%	Target exceeded
No. of large firms received WSP/ATR grants for 2008/09 financial year	100	112%	Target exceeded
No. of small levy paying firms supported by SETAs for 2008/09	80	361%	Target exceeded
No. of workers that have registered ABET Level 1 to 4	400	Exceeded	The CHIETA has exceeded its five year Target of 4000 learners. By 01 April 2008, 12691 (317%) learners had been registered on ABET programmes.
No. of workers that have entered learning programmes	2 300	143%	Target exceeded
No. organisations supported by SETAs (NGO's CBO's, Co-ops etc)	10	Exceeded	The CHIETA has exceeded of 14 for non-levy paying NGO's and CBO's. By 01 April 2008,40 NGO's and CBO's had been supported.
No. of unemployed people that entered learning programmes	800	302%	Target exceeded

Learner Achievements (Employed vs. Unemployed)



Learner Achievements per Province



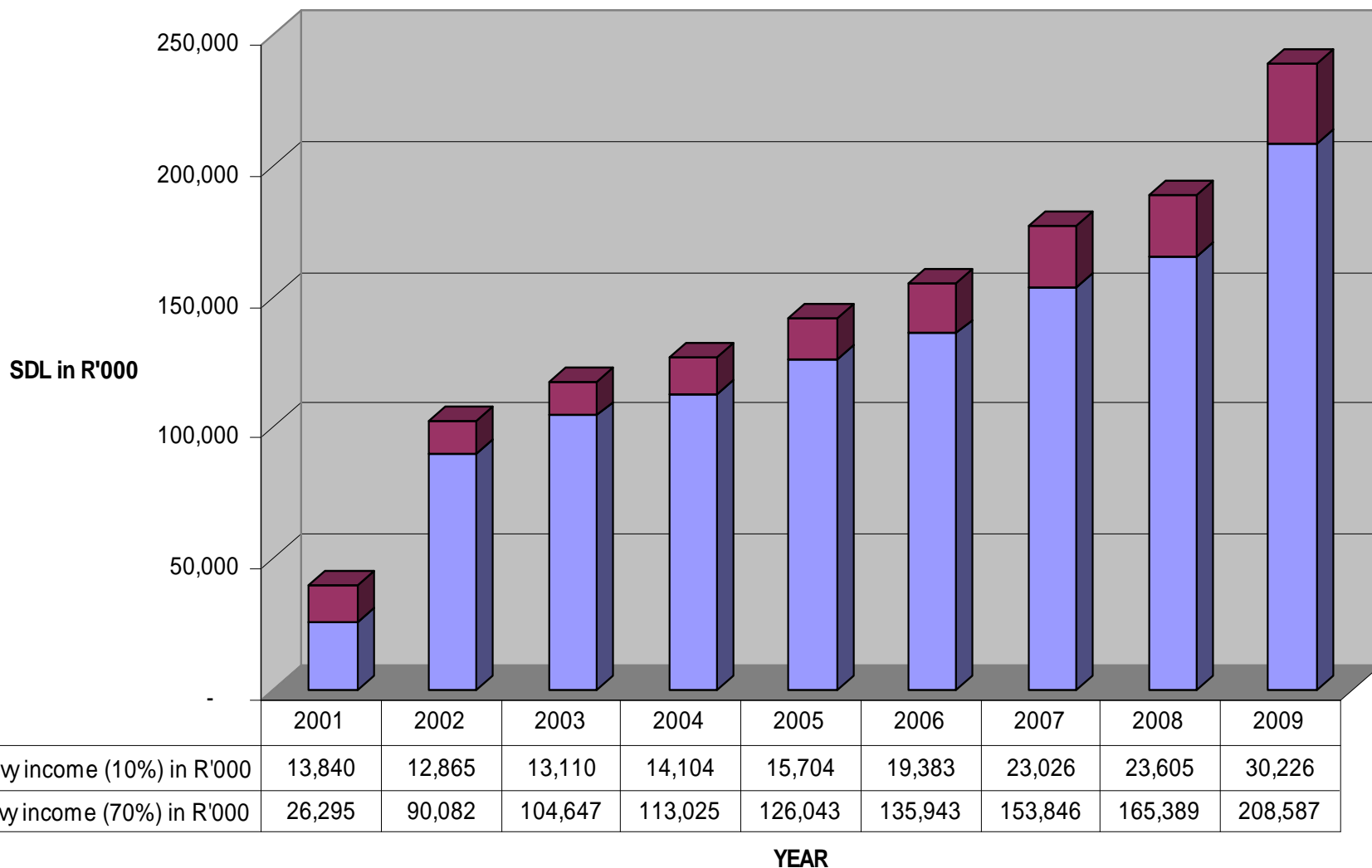
FINANCIAL PRESENTATION OVERVIEW

- *Annual Financial Statements and audit results for 2008-09*
- *CHIETA financial highlights 2008-09*
- *Corporate Governance and expenditure management*

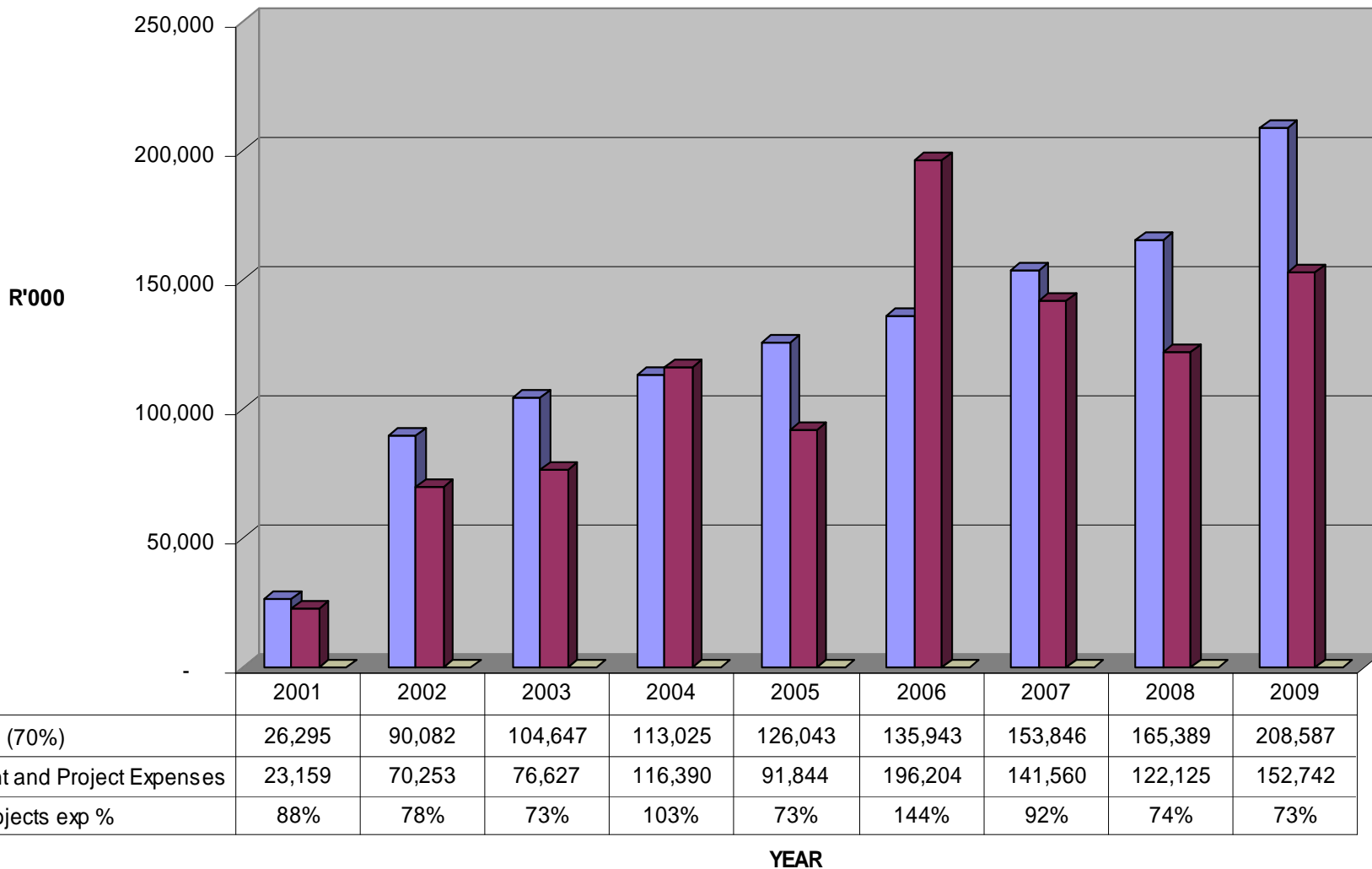
ANNUAL FINANCIAL STATEMENTS AND AUDIT RESULTS FOR 2008-09

- *Unqualified audit report*
- *26,3% increase in SDL income*
- *Grant expenses accounted for 73% of grant levy income*

Skills development levy income



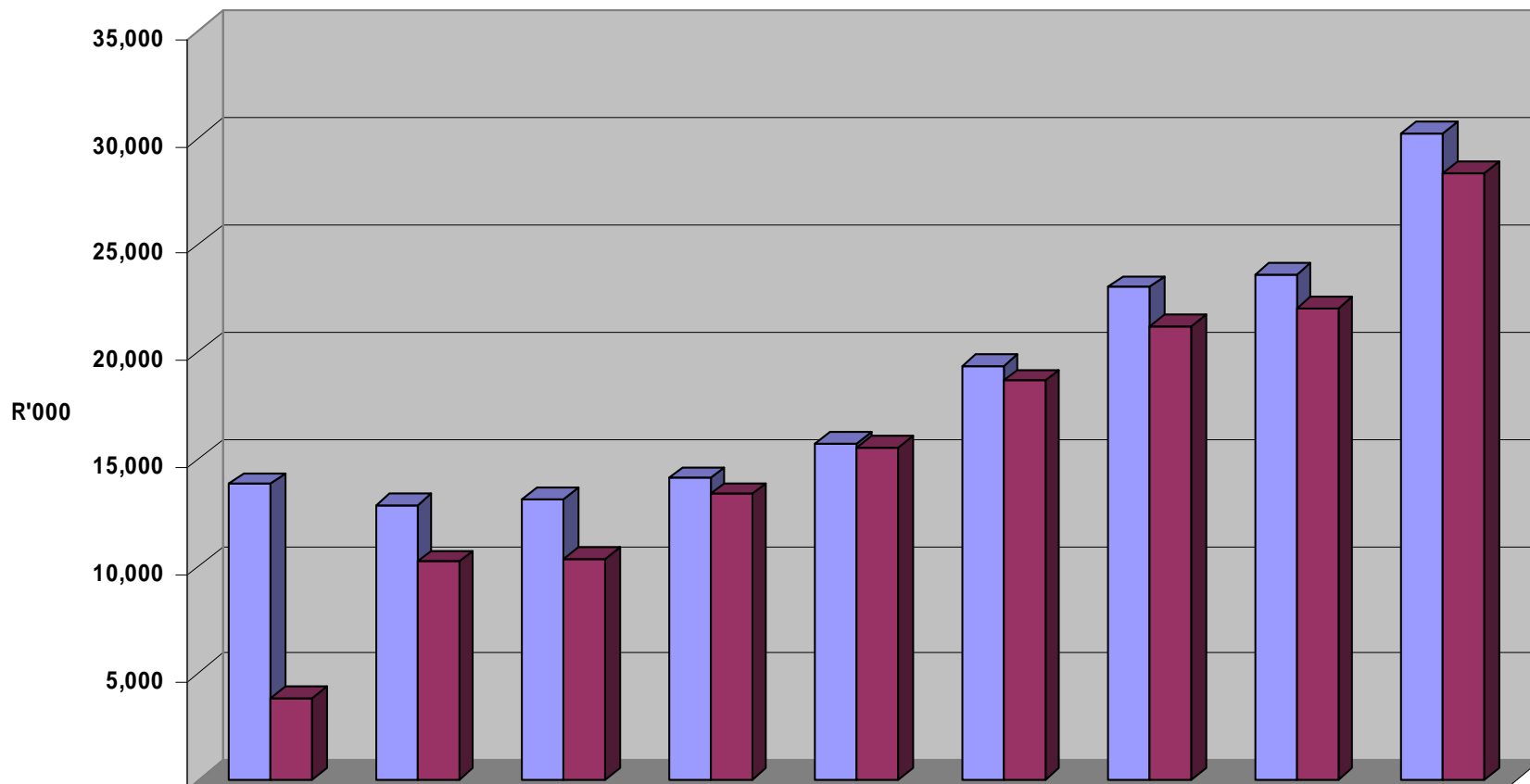
SDL Income VS Emploer Grants and Project Expenses



ANNUAL FINANCIAL STATEMENTS AND AUDIT RESULTS FOR 2008-09

- Total revenue increased by 31% from R221 million in 2008 to R291 million in 2009
- Total expenses as a percent of revenue -71%
- Administration income within 10% legislated limit (R1.8 million saving)
- Consultancy / outsourcing expenditure at 0.55% of expenses

Administration income vs Expenditure



	2001	2002	2003	2004	2005	2006	2007	2008	2009
10% Administration income	13,840	12,865	13,110	14,104	15,704	19,383	23,026	23,605	30,226
Administration Expenditure	3,872	10,216	10,339	13,374	15,555	18,655	21,241	22,041	28,386

YEAR

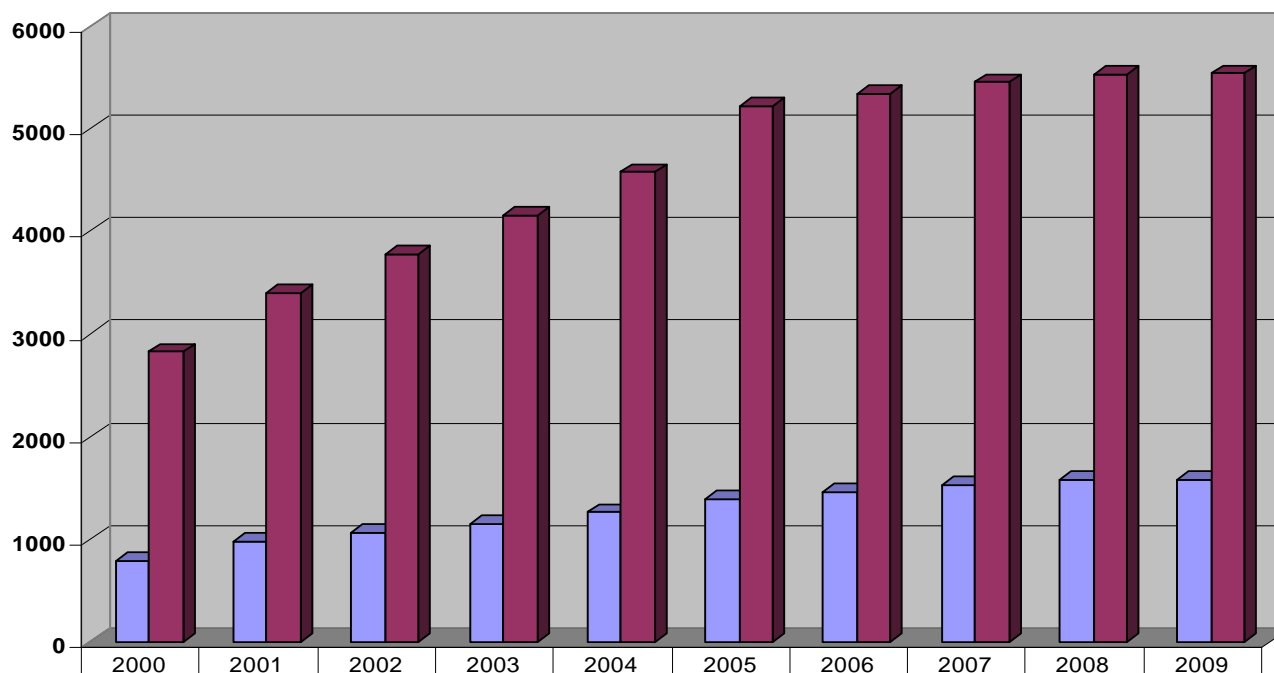
CORPORATE GOVERNANCE AND EXPENDITURE MANAGEMENT

- *Audit committee oversight over financial management, risk and internal audit.*
- *Well established secretariat, executive and management structure*
- *Annual PFMA compliance and Governance review – No non compliance*
- *All reports and submissions required i.t.o. PFMA - submitted timeously with requisite quality.*
- *Effective, efficient and transparent systems of financial risk management and internal controls*

Annual Financial Statements & Audit Results

2008-2009

Registered and Levy paying companies



Total Paying	791	979	1064	1158	1265	1394	1460	1529	1581	1583
Total Registered	2826	3407	3783	4157	4581	5222	5348	5455	5536	5543

Year



THANK YOU!